

M12 male 0° A-cod. shielded / Drive CliQ IP67

PUR 0.20+0.38 shielded gn UL/CSA+drag ch. 4.1m

DRIVE-CLiQ signal cable for SINAMICS S120 and motors with DC 24 V wires
Ethernet CAT5

Male straight – male straight

M12, 8/6-pole – DRIVE-CLiQ IP67, 10/6-pole

partly used

without cable sleeves

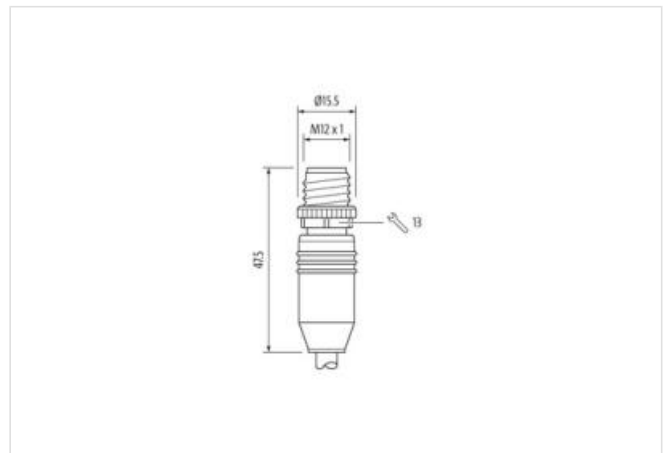
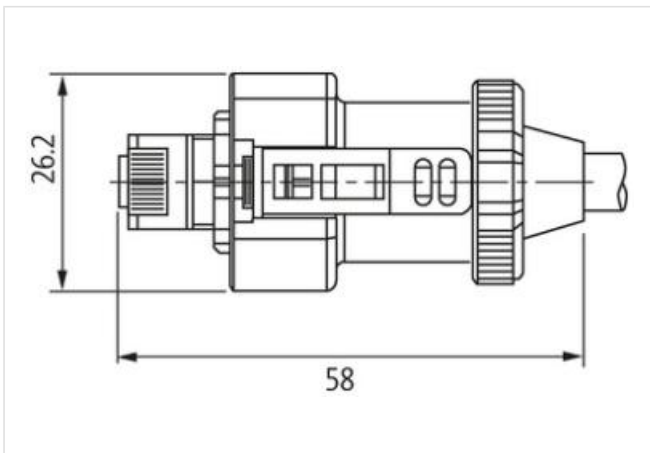
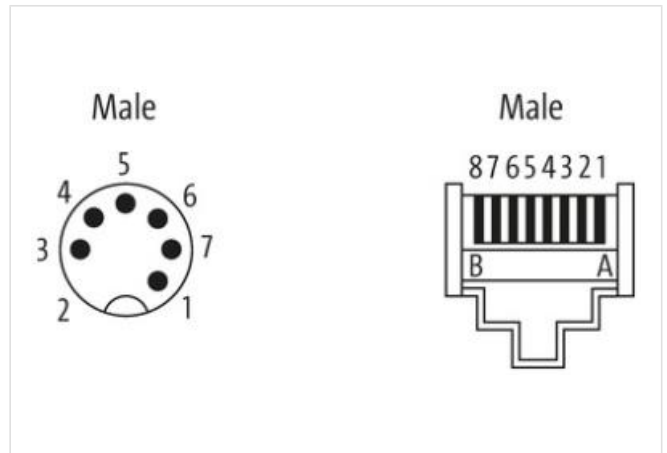
Further cable lengths on request.

The resistance to aggressive media should be individually tested for your application. Further details on request.


Plastic housings with good resistance against chemicals and oils.

제품 링크

일러스트



실제 제품은 이미지와 다를 수 있습니다.



Cable length

4,1 m

Side 1	
Tightening torque	0,6 Nm
Family construction form	M12
Thread	M12 x 1
Coding	A
Width across flats	SW13
제품자료	
ECLASS-6.0	27061801
ECLASS-6.1	27060307
ECLASS-7.0	27060307
ECLASS-8.0	27060307
ECLASS-9.0	27060307
ECLASS-10.1	27060307
ECLASS-11.1	27060307
ECLASS-12.0	27060307
ETIM-5.0	EC000830
GTIN	4048879612883
세번부호	85444290
포장단위	1
Electrical data Supply	
Operating voltage AC max.	30 V
Operating voltage DC max.	30 V
Current operating per contact max.	1,76 A
Industrial communication	
Transfer parameters	CAT5, Class D (ISO/IEC 11801:2002), (EN 50173-1)
Data transmission rate max.	100 MBit/s
Industrial communication Ethernet functionality	
duplex	Full duplex
Device protection Electrical	
Degree of protection (EN IEC 60529)	IP67
Additional condition protection degree	inserted, screwed
Pollution Degree	3
Rated surge voltage	0,5 kV
Material group (IEC 60664-1)	II
Mechanical data	
Contour for corrugated hose	without
Mechanical data Material data	
Coating locking	Nickeled
Material housing	PUR
Locking material	Zinc die-casting
Mechanical data Mounting data	
Mounting method	inserted, screwed, Shaking protection
Environmental characteristics Climatic	
Operating temperature min.	-20 °C
Operating temperature max.	80 °C
Additional condition temperature range	depending on cable quality
Important installation notes	
Note on strain relief	Protect the connectors by suitable measures from mechanical loads, e.g. by the usage of cable ties.
Note on bending radius	Attention: Observe the permissible bending radii when laying cables, as the IP protection class can be endangered by excessive bending forces.
Installation Cable	

wire arrangement	green, yellow, pink, blue, red, black
Cable identification	880
Jacket Color	green
Amount stranding	2
Stranding	2 wires twisted
Stranding (type 2)	2 wires around Stranding combination twisted
Cable shielding (type)	copper braiding, bare
Cable shielding (coverage)	85 %
wire arrangement	green, yellow, pink, blue, red, black
Cable weight	75,9 g/m
Material jacket	PUR
Outer-diameter (jacket)	6,9 mm
Tolerance outer diameter (sheath)	± 5 %
Material wire insulation	Polyolefin
Amount wires	4
Conductor crosssection (wire)	0,2 mm ²
Material wire insulation (Data)	Polyolefin
Amount wires (Data)	2
Conductor crosssection wire (Data)	0,38 mm ²
Min. operating temperature (static)	-20 °C
Max. operating temperature (fixed)	80 °C
Operating temperature min. (dynamic)	-20 °C
Operating temperature max. (dynamic)	60 °C
Flame resistance	UL 1581 § 1090 UL 1581 § 1100 FT2 IEC 60332-2-2
chemical resistance	Good, application-related testing
Gasoline resistance	Good, application-related testing
Oil resistance	Good, application-related testing DIN EN 60811-404
Bending radius (installation)	x Outer diameter
Bending radius (fixed)	x Outer diameter
Bending radius (dynamic)	10 x Outer diameter
No. of bending cycles (C-track)	5 Mio.
Torsion stress	± 30 °/m