

**MQ15-X-Power female 270° shielded with cable**

PUR 4x2,5+2x1,5 shielded or UL/CSA+drag ch. 2m

MQ15, 6-pole

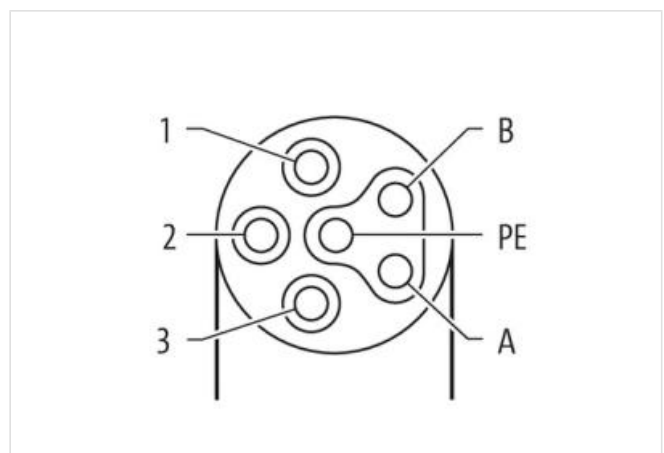
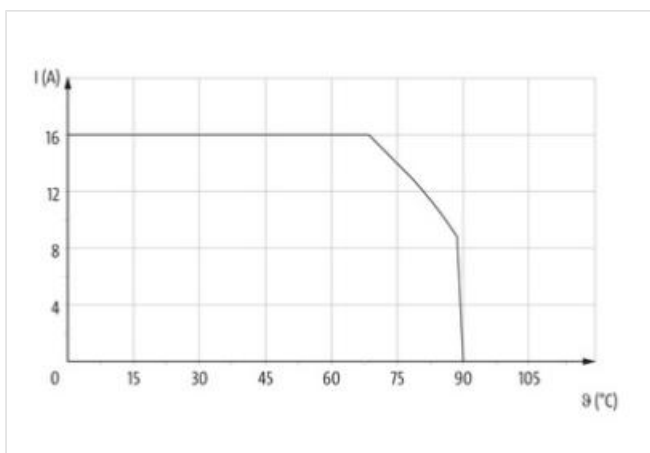
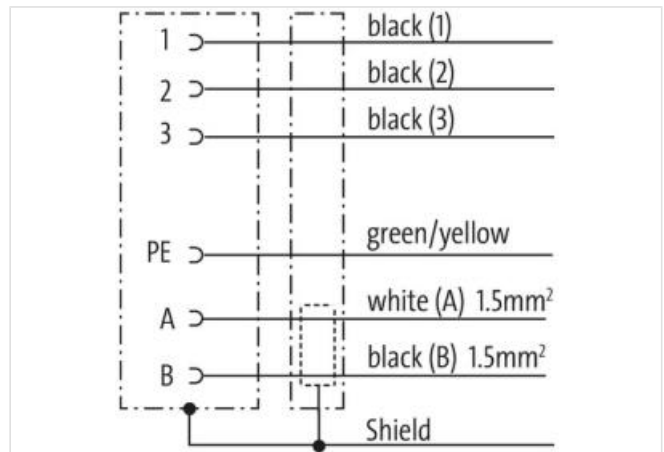
Female angled, contact carrier 270° turned shielded

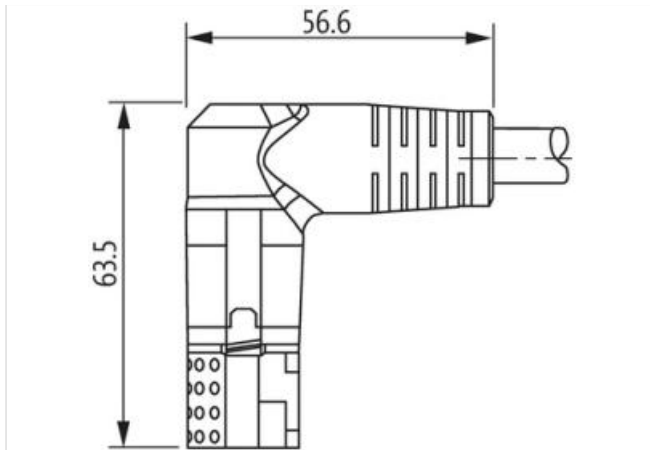
without cable sleeves

Plastic housings with good resistance against chemicals and oils.

The resistance to aggressive media should be individually tested for your application. Further details on request.

Further cable lengths on request.

[Link do produto](#)**Ilustração**



Produto pode diferir da imagem



Cable length 2 m

#### Side 1

Mounting method	inserted, screwed
Coating contact	silver-plated
Family construction form	MQ15
Material contact	Copper alloy
No. of poles	6

#### Side 2

Stripping length (jacket)	30 mm
---------------------------	-------

#### Dados comerciais

ECLASS-6.0	27279221
ECLASS-6.1	27279218
ECLASS-7.0	27279218
ECLASS-8.0	27279218
ECLASS-9.0	27060327
ECLASS-10.1	27060311
ECLASS-11.1	27060311
ECLASS-12.0	27060327
ETIM-5.0	EC001576
Classificação fiscal	85444290
GTIN	4048879701778
Quantidade por embalagem	1

#### Electrical data | Supply

Operating voltage AC per power contact max.	600 V
Operating voltage AC per signal contact max.	63 V
Operating voltage DC per signal contact max.	63 V
Operating current per power contact max.	16 A
Operating current per signal contact max.	10 A

#### Diagnostics

Status indication LED	no
-----------------------	----

#### Installation | Connection

Stripping length (jacket)	30 mm
Mating cycles min.	500
<b>Installation   Pin assignment</b>	
Configuration	fully used
<b>Device protection   Electrical</b>	
Degree of protection (EN IEC 60529)	IP67
Additional condition protection degree	inserted, screwed
Pollution Degree	3
Rated surge voltage	4 kV
Material group (IEC 60664-1)	I
<b>Mechanical data   Material data</b>	
Combustibility class housing (UL94)	HB
Material housing	Plastic
Material contact carrier	PA
<b>Mechanical data   Mounting data</b>	
Looking techniques	bayonet-locking
<b>Environmental characteristics   Climatic</b>	
Operating temperature min.	-25 °C
Operating temperature max.	80 °C
Additional condition temperature range	depending on cable quality
<b>Important installation notes</b>	
Note on strain relief	Protect the connectors by suitable measures from mechanical loads, e.g. by the usage of cable ties.
Note on bending radius	<b>Attention:</b> Observe the permissible bending radii when laying cables, as the IP protection class can be endangered by excessive bending forces.
<b>Installation   Cable</b>	
wire arrangement	(black 1, black 2, black 3), (green-yellow, white, black)
Cable identification	P11
Jacket Color	orange
Cable shielding (type)	copper braiding, bare
Cable shielding (coverage)	80 %
wire arrangement	(black 1, black 2, black 3), (green-yellow, white, black)
Material jacket	PUR
Outer-diameter (jacket)	12,8 mm
Tolerance outer diameter (sheath)	± 5 %
Material wire insulation	TPE
Amount wires	4
Conductor crosssection (wire)	2,5 mm <sup>2</sup>
Material conductor wire	Stranded copper wire, bare
Conductor type (wire)	Strand class 5
Material wire insulation (Data)	TPE
Amount wires (Data)	2
Conductor crosssection wire (Data)	1,5 mm <sup>2</sup>
Material conductor wire (Data)	Stranded copper wire, bare
Wire conductor type (Data)	Strand class 5
Nominal voltage AC max.	1000 V
Electrical resistance line constant wire	8,5 Ω/km @ 20 °C
Electrical resistance coating wire (Data)	14 Ω/km @ 20 °C
AC withstand voltage (wire - wire)	4 kV
Power frequency withstand voltage (wire - jacket)	4 kV
Min. operating temperature (static)	-25 °C
Max. operating temperature (fixed)	80 °C

Operating temperature min. (dynamic)	-20 °C
Operating temperature max. (dynamic)	80 °C
Flame resistance	UL 1581 § 1090   UL 1581 § 1100 FT2   IEC 60332-2-2
chemical resistance	Good, application-related testing
Gasoline resistance	Good, application-related testing
Oil resistance	DIN EN 60811-404   Good, application-related testing
Bending radius (fixed)	5 x Outer diameter
Bending radius (dynamic)	10 x Outer diameter
No. of bending cycles (C-track)	5 Mio.
Travel speed (C-track)	3 m/s
Torsion stress	± 15 °/m