

MQ15 male 0° / MQ15 female 0° 600V AC type 3

PVC 4x1.5 bk UL/CSA 2m

Male straight – female straight

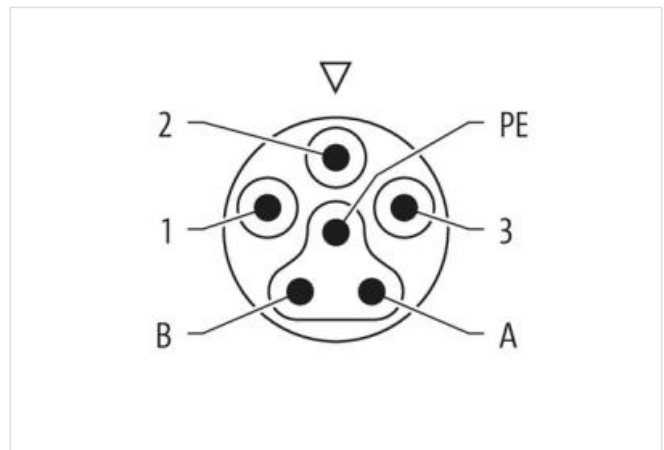
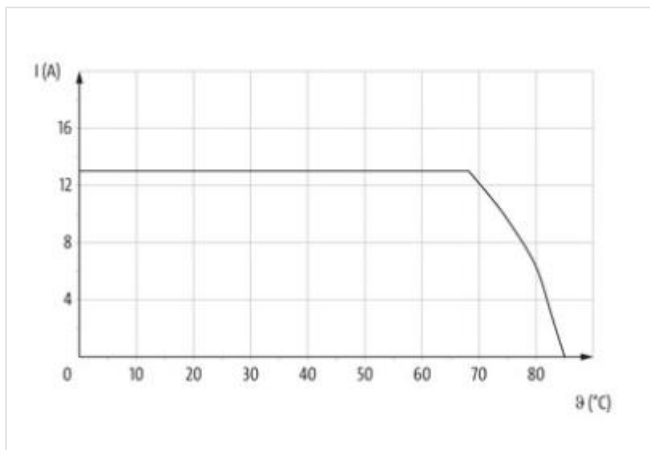
MQ15, 4-pole

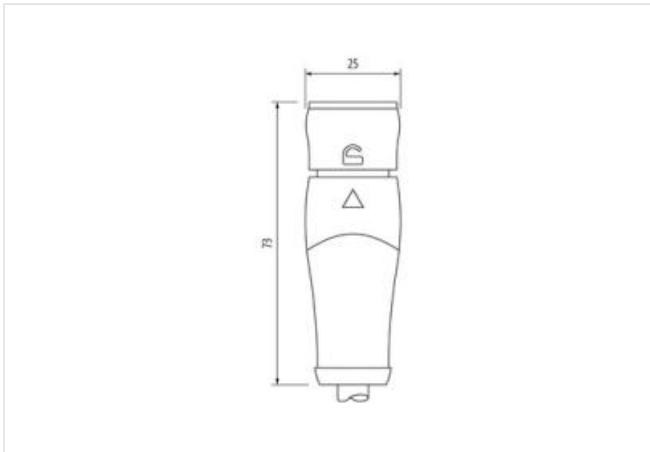
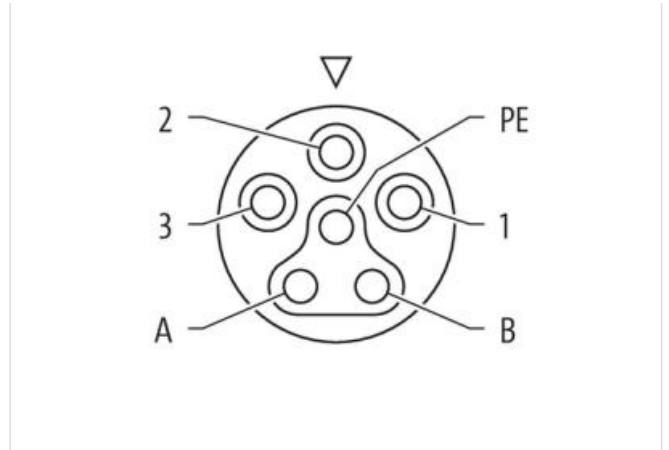
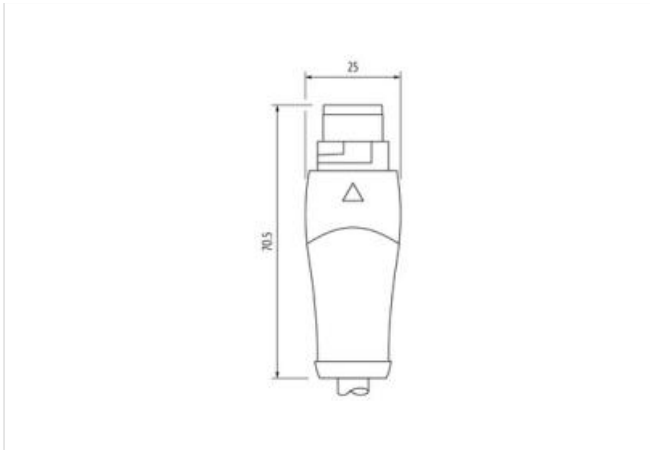
with cable sleeves

Plastic housings with good resistance against chemicals and oils.

The resistance to aggressive media should be individually tested for your application. Further details on request.

Further cable lengths on request.

[Link to Product](#)**Illustration**



Product may differ from Image



Cable length 2 m

Side 1

Mounting method	inserted, locked
Coating contact	silver-plated
Family construction form	MQ15
suitable for corrugated tube (internal Ø)	18 mm
Gender	male
Cable outlet	straight
Coding	Type 3
Material contact	Copper alloy
No. of poles	4
Degree of protection (EN IEC 60529)	IP65, IP67

Side 2

Mounting method	inserted, locked
Coating contact	silver-plated
Family construction form	MQ15
Gender	female
suitable for corrugated tube (internal Ø)	18 mm

このデータシートに含まれる情報は最大限の注意を払って作成されました。
Liability for the correctness completeness and topicality of the information is restricted to gross negligence. Version: 2024-06-24

Cable outlet	straight
Coding	Type 3
Material contact	Copper alloy
No. of poles	4
Degree of protection (EN IEC 60529)	IP65, IP67
取引条件	
ECLASS-6.0	27279218
ECLASS-6.1	27279218
ECLASS-7.0	27279218
ECLASS-8.0	27279218
ECLASS-9.0	27060327
ECLASS-10.1	27060311
ECLASS-11.1	27060311
ECLASS-12.0	27060327
ETIM-5.0	EC001855
GTIN	4048879906500
HSコード	85444290
Packaging unit	1
Electrical data Supply	
Operating voltage AC max.	600 V
Current operating per contact max.	13 A
Diagnostics	
Status indication LED	no
Installation Pin assignment	
Coding	Type 3
Configuration	partly used
Device protection Electrical	
Additional condition protection degree	inserted, locked
Pollution Degree	3
Rated surge voltage	6 kV
Material group (IEC 60664-1)	I
Mechanical data Material data	
Material housing	PUR
Material contact carrier	PA
Locking material	POM
Mechanical data Mounting data	
Locking techniques	bayonet-locking
Environmental characteristics Climatic	
Operating temperature min.	-30 °C
Operating temperature max.	85 °C
Additional condition temperature range	depending on cable quality
Important installation notes	
Note on strain relief	Protect the connectors by suitable measures from mechanical loads, e.g. by the usage of cable ties.
Note on bending radius	Attention: Observe the permissible bending radii when laying cables, as the IP protection class can be endangered by excessive bending forces.
Conformity	
Product standard	IEC 61076-2-116
Installation Cable	
wire arrangement	black 3, black 2, black 1, green-yellow
Cable identification	P71

Cable Type	1
Function cable	Power
Printing color of wire insulation	white (isolation black)
Jacket Color	black
Type of Certificate	cURus
Amount stranding	1
Stranding	4 wires twisted
wire arrangement	black 3, black 2, black 1, green-yellow
Cable weight	111,1 g/m
Material jacket	PVC
Shore hardness jacket	90 ± 5 Shore A
Freedom from ingredients (jacket)	lead-free, cadmium-free, CFC-free
Outer-diameter (jacket)	7,4 mm
Tolerance outer diameter (sheath)	± 5 %
Material wire insulation	PP
Amount wires	4
Outer diameter insulation	2,35 mm
Outer diameter tolerance core insulation	± 5 %
Shore hardness wire insulation	60 ± 5 Shore D
Ingredient freeness wire insulation	lead-free, cadmium-free, CFC-free, halogen-free, silicone-free
Printing color of wire insulation	white (isolation black)
Amount strands (wire)	84
Diameter of single wires	0,15 mm
Conductor crosssection (wire)	1,5 mm ²
Material conductor wire	Stranded copper wire, bare
Conductor type (wire)	strand class 6
Nominal voltage AC max.	1000 V
Current load capacity (standard)	to DIN VDE 0298-4
Current load capacity min. wire	14,4 A
Electrical resistance line constant wire	13,3 Ω/km @ 20 °C
AC withstand voltage (wire - wire)	10 kV
Power frequency withstand voltage (wire - jacket)	10 kV
Min. operating temperature (static)	-40 °C
Max. operating temperature (fixed)	80 °C
Operating temperature min. (dynamic)	-25 °C
Operating temperature max. (dynamic)	80 °C
UV resistance	DIN EN ISO 4892-2 A
Flame resistance	UL 1581 § 1090 UL 1581 § 1100 FT2 IEC 60332-2-2
chemical resistance	Good, application-related testing
Gasoline resistance	Good, application-related testing
Oil resistance	DIN EN 60811-404 Good, application-related testing
Bending radius (fixed)	5 x Outer diameter
Bending radius (dynamic)	10 x Outer diameter