

MQ15 female 0° with cable 600V AC type 3

PVC 4x1.5 bk UL/CSA 10m

Female straight

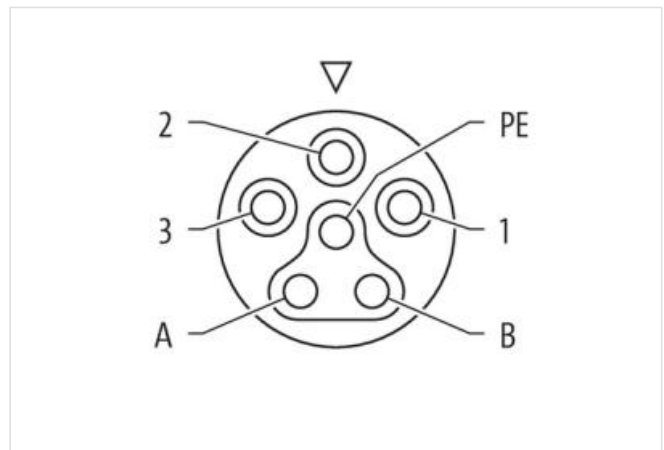
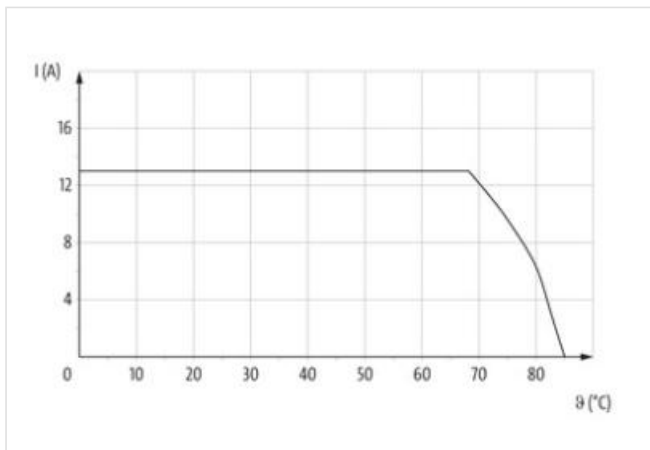
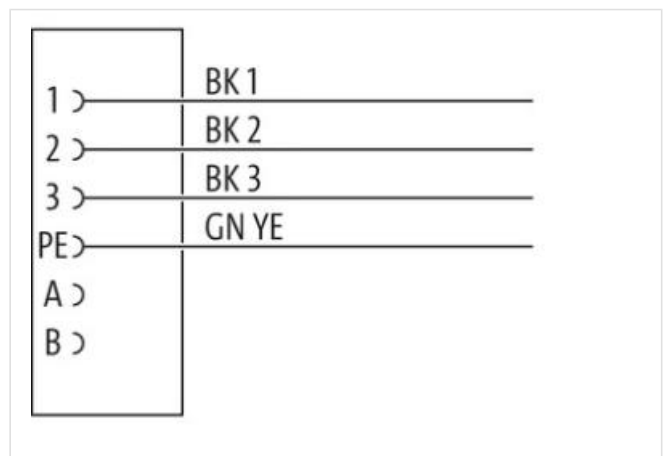
MQ15, 4-pole

with cable sleeves

Plastic housings with good resistance against chemicals and oils.

The resistance to aggressive media should be individually tested for your application. Further details on request.

Further cable lengths on request.

[Link to Product](#)**Illustration**



Product may differ from Image



Cable length 10 m

Side 1

Mounting method	inserted, locked
Coating contact	silver-plated
Family construction form	MQ15
suitable for corrugated tube (internal Ø)	18 mm
Cable outlet	straight
Coding	Type 3
Material contact	Copper alloy
No. of poles	4
Degree of protection (EN IEC 60529)	IP65, IP67

Side 2

Stripping length (jacket) 100 mm

Commercial data

ECLASS-6.0	27279218
ECLASS-6.1	27279218
ECLASS-7.0	27279218
ECLASS-8.0	27279218
ECLASS-9.0	27060327
ECLASS-10.1	27060311
ECLASS-11.1	27060311
ECLASS-12.0	27060327
ETIM-5.0	EC001855
customs tariff number	85444290
GTIN	4048879907897
Packaging unit	1

Electrical data | Supply

Operating voltage AC max.	600 V
Current operating per contact max.	13 A

Diagnostics

Status indication LED	no
-----------------------	----

Installation | Connection

The information in this Product-PDF has been compiled with the utmost care.
Liability for the correctness completeness and topicality of the information is restricted to gross negligence. Version: 2024-06-26

Stripping length (jacket) 100 mm

Installation | Pin assignment

Coding Type 3
Configuration partly used

Device protection | Electrical

Additional condition protection degree inserted, locked
Pollution Degree 3
Rated surge voltage 6 kV
Material group (IEC 60664-1) I

Mechanical data | Material data

Material housing PUR
Material contact carrier PA
Locking material POM

Mechanical data | Mounting data

Looking techniques bayonet-locking

Environmental characteristics | Climatic

Operating temperature min. -30 °C
Operating temperature max. 85 °C
Additional condition temperature range depending on cable quality

Important installation notes

Note on strain relief Protect the connectors by suitable measures from mechanical loads, e.g. by the usage of cable ties.
Note on bending radius **Attention:** Observe the permissible bending radii when laying cables, as the IP protection class can be endangered by excessive bending forces.

Conformity

Product standard IEC 61076-2-116

Installation | Cable

wire arrangement black 3, black 2, black 1, green-yellow
Cable identification P71
Cable Type 1
Function cable Power
Printing color of wire insulation white (isolation black)
Jacket Color black
Type of Certificate cURus
Amount stranding 1
Stranding 4 wires twisted
wire arrangement black 3, black 2, black 1, green-yellow
Cable weight 111,1 g/m
Material jacket PVC
Shore hardness jacket 90 ± 5 Shore A
Freedom from ingredients (jacket) lead-free, cadmium-free, CFC-free
Outer-diameter (jacket) 7,4 mm
Tolerance outer diameter (sheath) ± 5 %
Material wire insulation PP
Amount wires 4
Outer diameter insulation 2,35 mm
Outer diameter tolerance core insulation ± 5 %
Shore hardness wire insulation 60 ± 5 Shore D
Ingredient freeness wire insulation lead-free, cadmium-free, CFC-free, halogen-free, silicone-free
Printing color of wire insulation white (isolation black)
Amount strands (wire) 84
Diameter of single wires 0,15 mm

Conductor crosssection (wire)	1,5 mm ²
Material conductor wire	Stranded copper wire, bare
Conductor type (wire)	strand class 6
Nominal voltage AC max.	1000 V
Current load capacity (standard)	to DIN VDE 0298-4
Current load capacity min. wire	14,4 A
Electrical resistance line constant wire	13,3 Ω/km @ 20 °C
AC withstand voltage (wire - wire)	10 kV
Power frequency withstand voltage (wire - jacket)	10 kV
Min. operating temperature (static)	-40 °C
Max. operating temperature (fixed)	80 °C
Operating temperature min. (dynamic)	-25 °C
Operating temperature max. (dynamic)	80 °C
UV resistance	DIN EN ISO 4892-2 A
Flame resistance	UL 1581 § 1090 UL 1581 § 1100 FT2 IEC 60332-2-2
chemical resistance	Good, application-related testing
Gasoline resistance	Good, application-related testing
Oil resistance	DIN EN 60811-404 Good, application-related testing
Bending radius (fixed)	5 x Outer diameter
Bending radius (dynamic)	10 x Outer diameter