

T-Coupler M12 male / 2x M12 female A-cod. shielded

5-pol. / 2x 5-pol.

Art.No.: 7000-42141-0000000

Weight: 0.034

Country of origin: DE

Model designation: MSA02UL0-BU-BU-ZE

T-coupler

Male straight – females straight

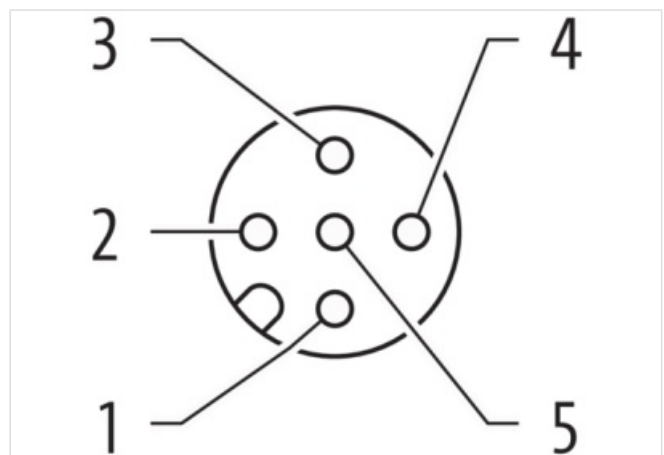
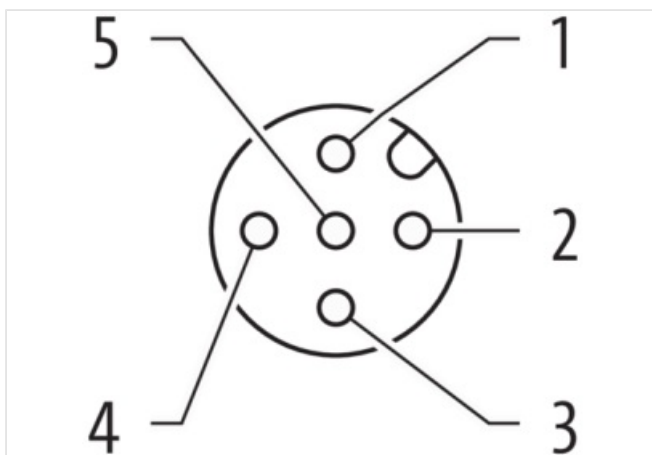
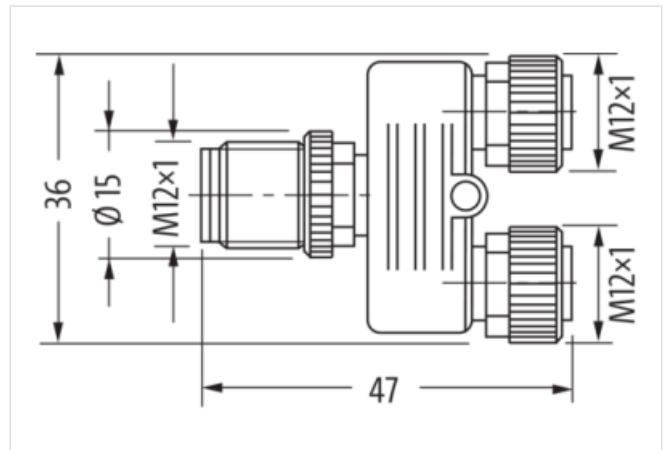
M12 – M12, 5-pole

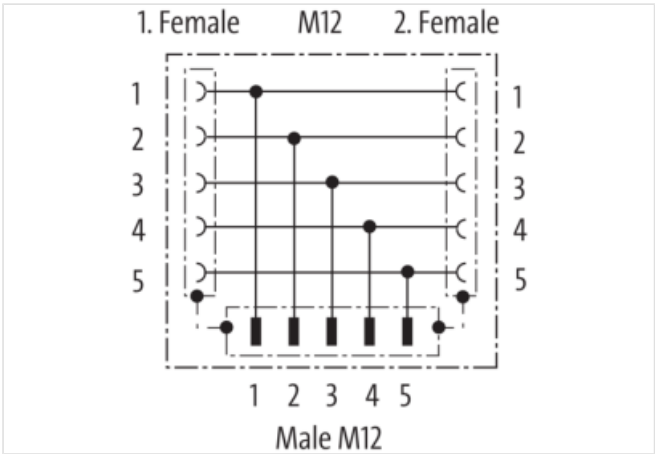
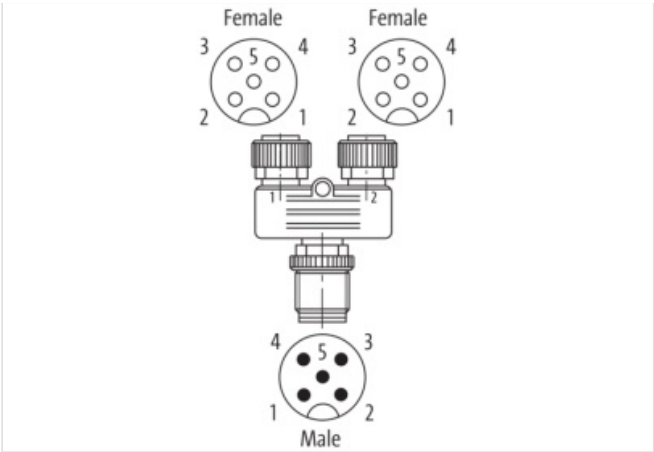
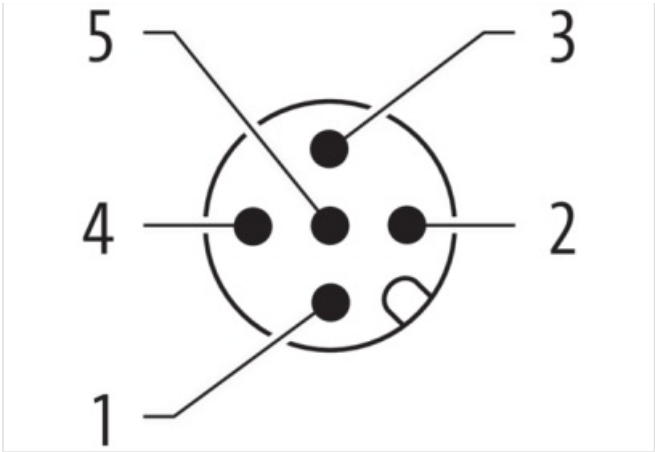
shielded

Parallel circuit

Plastic housings with good resistance against chemicals and oils.

The resistance to aggressive media should be individually tested for your application. Further details on request.

[Link to Product](#)**Illustration**



Product may differ from Image



Side 1	
Family construction form	M12
No. of poles	5
Coding	A
Gender	female
Mounting method	pluggable, screwed
Thread	M12 x 1
Tightening torque	0.6 Nm
Width across flats	SW13
Degree of protection (EN IEC 60529)	IP67
Side 2	
Family construction form	M12
No. of poles	5
Coding	A
Gender	female
Mounting method	pluggable, screwed
Thread	M12 x 1
Tightening torque	0.6 Nm

Width across flats	SW13
Degree of protection (EN IEC 60529)	IP67
Side 3	
Family construction form	M12
No. of poles	5
Coding	A
Gender	male
Mounting method	pluggable, screwed
Thread	M12 x 1
Tightening torque	0.6 Nm
Width across flats	SW13
Degree of protection (EN IEC 60529)	IP67
Commercial data	
URL Webshop	https://shop.murrelektronik.com/7000-42141-0000000
EAN	4048879143219
Electrical data Supply	
Operating voltage AC max.	60 V
Operating voltage DC max.	60 V
Current operating per contact max.	4 A
Diagnostics	
Status indication LED	no
Installation Connection	
Tightening torque	0.6 Nm
Mounting set	M12 x 1
Device protection Electrical	
Degree of protection (EN IEC 60529)	IP67
Additional condition protection degree	inserted, screwed
Pollution Degree	3
Rated surge voltage	1.5 kV
Material group (IEC 60664-1)	I
Mechanical data Mounting data	
Mounting method	inserted, screwed, Shaking protection
Environmental characteristics Climatic	
Operating temperature min.	-30 °C
Operating temperature max.	85 °C
Important installation notes	
Note on bending radius	Attention: Observe the permissible bending radii when laying cables, as the IP protection class can be endangered by excessive bending forces.
Note on strain relief	Protect the connectors by suitable measures from mechanical loads, e.g. by the usage of cable ties.
Conformity	
Product standard	DIN EN 61076-2-101 (M12)