

M12 male 0° A-cod. / MSUD valve plug A-18mm

PUR 5x0.34 ye UL/CSA+drag ch. 6m

MSUD

Form A (18 mm) – M12, male straight

24 V DC $\pm 25\%$

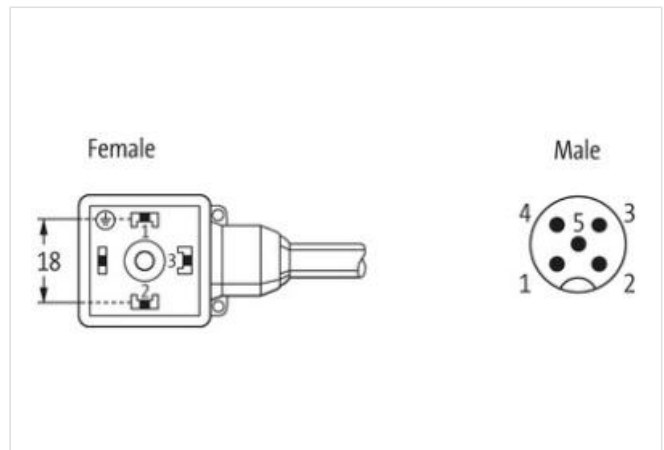
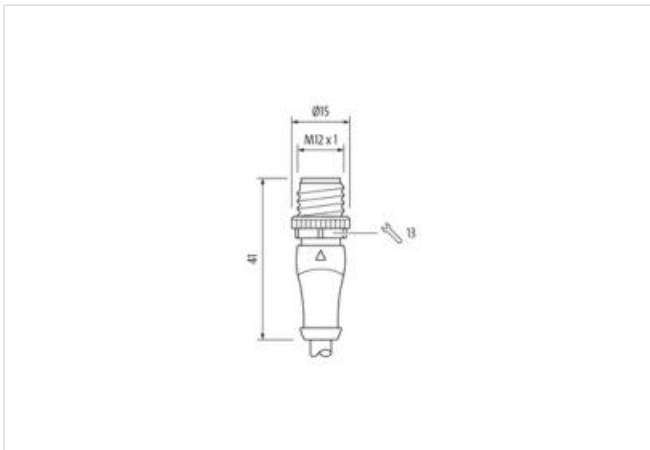
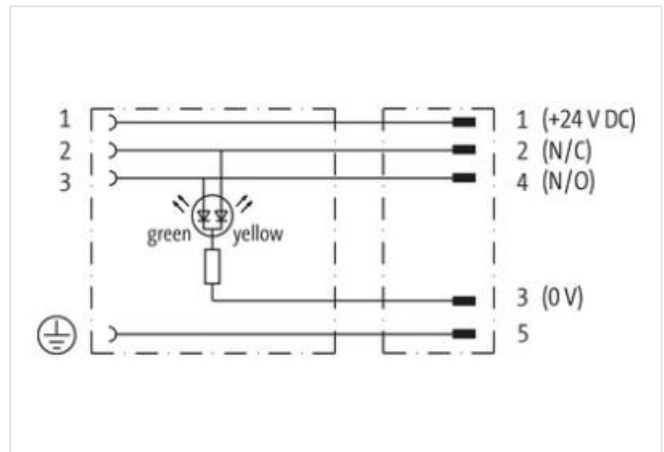

LED (yellow/green)

for pressure switches

Further cable lengths on request.

Plastic housings with good resistance against chemicals and oils.

The resistance to aggressive media should be individually tested for your application. Further details on request.

[Link do produto](#)**Ilustração**



Produto pode diferir da imagem



Cable length 6 m

Side 1

Tightening torque 0,4 Nm
 Family construction form MSUD
 Thread M3
 Material PUR
 Degree of protection (EN IEC 60529) IP67

Side 2

Tightening torque 0,6 Nm
 Family construction form M12
 Thread M12 x 1
 suitable for corrugated tube (internal Ø) 10 mm
 Material PBT
 Width across flats SW13
 Degree of protection (EN IEC 60529) IP67

Dados comerciais

ECLASS-6.0 27279218
 ECLASS-7.0 27279218
 ECLASS-8.0 27279218
 ECLASS-9.0 27060311
 ECLASS-10.1 27060312
 ECLASS-11.1 27060312
 ECLASS-12.0 27060312
 ETIM-5.0 EC001855
 Classificação fiscal 85444290
 GTIN 4048879457781
 Quantidade por embalagem 1

Electrical data | Supply

Operating voltage DC 24 V
 Operating voltage DC min. 18 V
 Operating voltage DC max. 30 V
 Current operating per contact max. 4 A

Current consumption max.	15 mA
--------------------------	-------

Diagnostics

Status indication LED	green, yellow
-----------------------	---------------

Device protection | Electrical

Additional condition protection degree	inserted, screwed
--	-------------------

Pollution Degree	3
------------------	---

Rated surge voltage	0,8 kV
---------------------	--------

Material group (IEC 60664-1)	I
------------------------------	---

Mechanical data | Material data

Coating locking	Nickeled
-----------------	----------

Color housing	black
---------------	-------

Material gasket	PUR
-----------------	-----

Material housing	Plastic
------------------	---------

Locking material	Zinc die-casting
------------------	------------------

Mechanical data | Mounting data

Mounting method	inserted, screwed
-----------------	-------------------

Environmental characteristics | Climatic

Operating temperature min.	-25 °C
----------------------------	--------

Operating temperature max.	85 °C
----------------------------	-------

Additional condition temperature range	depending on cable quality
--	----------------------------

Important installation notes

Note on strain relief	Protect the connectors by suitable measures from mechanical loads, e.g. by the usage of cable ties.
-----------------------	---

Note on bending radius	Attention: Observe the permissible bending radii when laying cables, as the IP protection class can be endangered by excessive bending forces.
------------------------	---

Installation | Cable

wire arrangement	brown, black, blue, white, green-yellow
------------------	---

Cable identification	035
----------------------	-----

Cable Type	3
------------	---

Jacket Color	yellow
--------------	--------

Type of Certificate	cURus
---------------------	-------

Amount stranding	1
------------------	---

Stranding	5 wires around Core filler twisted
-----------	------------------------------------

Filler	yes
--------	-----

wire arrangement	brown, black, blue, white, green-yellow
------------------	---

Cable weight	41,8 g/m
--------------	----------

Material jacket	PUR
-----------------	-----

Shore hardness jacket	90 ± 5 Shore A
-----------------------	----------------

Freedom from ingredients (jacket)	lead-free, cadmium-free, CFC-free, halogen-free, silicone-free
-----------------------------------	--

Outer-diameter (jacket)	4,8 mm
-------------------------	--------

Tolerance outer diameter (sheath)	± 5 %
-----------------------------------	-------

Material wire insulation	PP
--------------------------	----

Amount wires	5
--------------	---

Outer diameter insulation	1,25 mm
---------------------------	---------

Outer diameter tolerance core insulation	± 5 %
--	-------

Shore hardness wire insulation	70 ± 5 Shore D
--------------------------------	----------------

Ingredient freeness wire insulation	lead-free, cadmium-free, CFC-free, halogen-free, silicone-free
-------------------------------------	--

Amount strands (wire)	42
-----------------------	----

Diameter of single wires	0,1 mm
--------------------------	--------

Conductor crosssection (wire)	0,34 mm ²
-------------------------------	----------------------

Material conductor wire	Stranded copper wire, bare
-------------------------	----------------------------

Conductor type (wire)	strand class 6
-----------------------	----------------

Nominal voltage AC max.	300 V
-------------------------	-------

Current load capacity (standard)	to DIN VDE 0298-4
Current load capacity min. wire	4,5 A
Electrical resistance line constant wire	57 Ω /km @ 20 °C
AC withstand voltage (wire - wire)	2,5 kV @ 60 s
Power frequency withstand voltage (wire - jacket)	2,5 kV @ 60 s
Min. operating temperature (static)	-40 °C
Max. operating temperature (fixed)	80 °C / 90 °C @ 10000 h Operation
Operating temperature min. (dynamic)	-25 °C
Operating temperature max. (dynamic)	80 °C / 90 °C @ 10000 h Operation
Flame resistance	UL 1581 § 1100 FT2 IEC 60332-2-2 UL 1581 § 1090
chemical resistance	Good, application-related testing
Gasoline resistance	Good, application-related testing
Oil resistance	DIN EN 60811-404 Good, application-related testing
Bending radius (fixed)	5 x Outer diameter
Bending radius (dynamic)	10 x Outer diameter
No. of bending cycles (C-track)	10 Mio. @ 25 °C
Traversing distance (C-track)	10 m @ 25 °C horizontal
Travel speed (C-track)	3 m/s @ 25 °C
No. of torsion cycles	2 Mio.
Torsion stress	\pm 180 °/m
Torsion speed	35 cycles/min