

M12 male 0° / M8 female 0° A-cod.

PUR 4x0.25 bk UL/CSA+drag ch. 1.5m

Male straight – female straight

Male straight – female straight

M12 – M8, 4-pole

M12 – M8, 4-pole

Art-No. 7005 - M12/M8 Lite - (plastic hexagonal screw) on request

Art-No. 7005 - M12/M8 Lite - (plastic hexagonal screw) on request

with cable sleeves

with cable sleeves

Cable is approved for 600 V

Cable is approved for 600 V

Plastic housings with good resistance against chemicals and oils.

Plastic housings with good resistance against chemicals and oils.

The resistance to aggressive media should be individually tested for your application. Further details on request.



The resistance to aggressive media should be individually tested for your application. Further details on request.

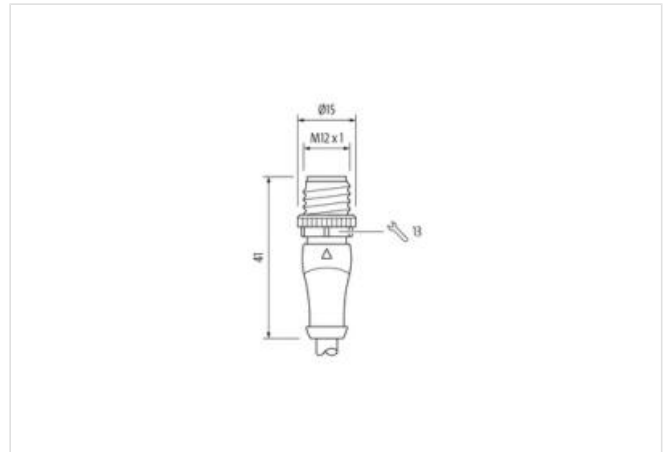
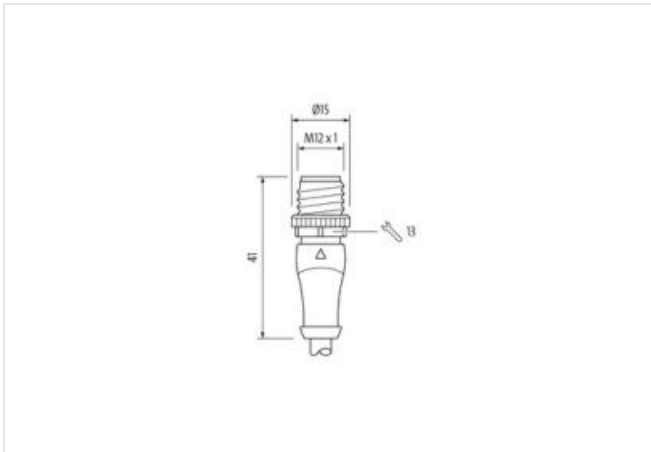
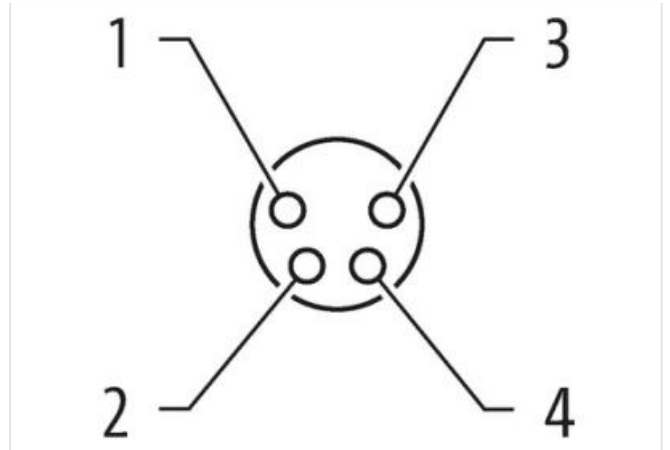
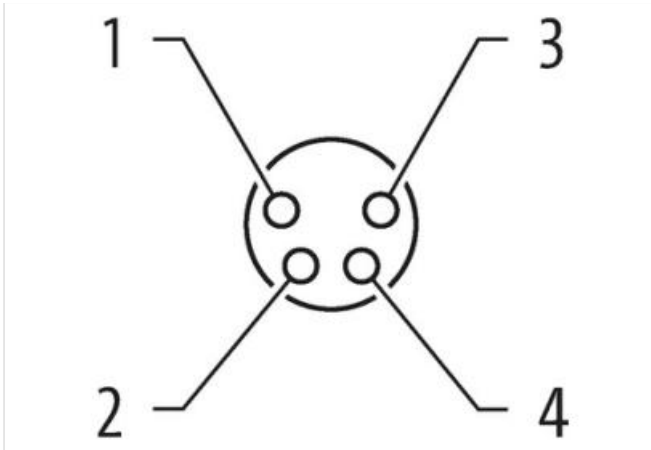
Further cable lengths on request.

Further cable lengths on request.

제품 링크

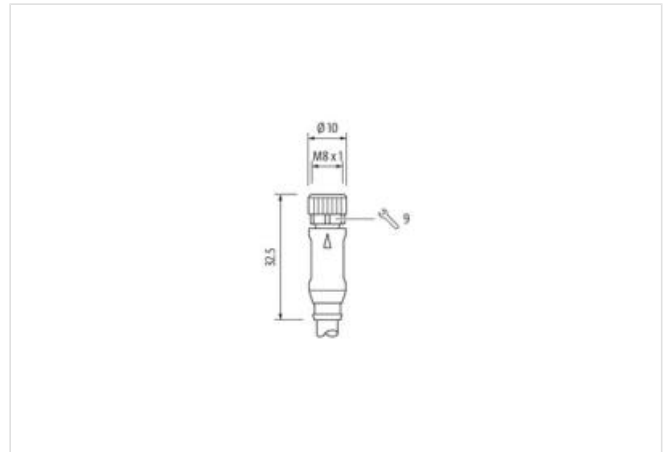
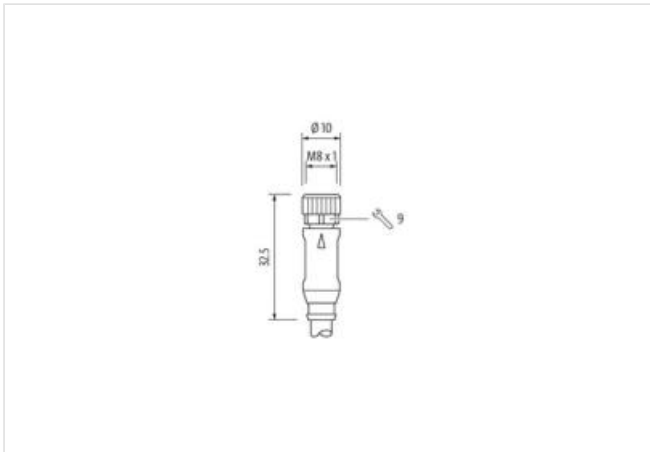
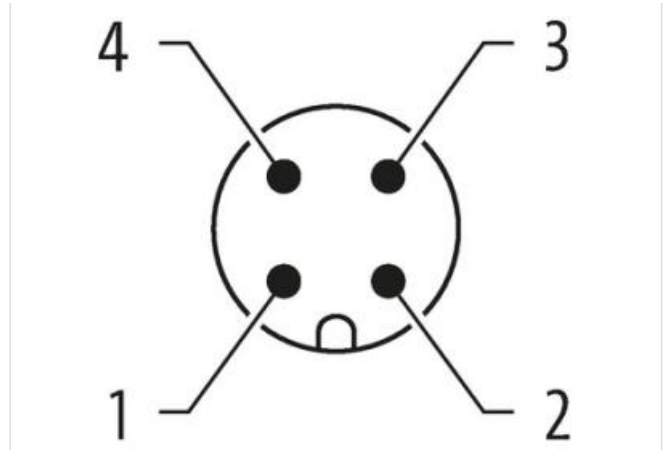
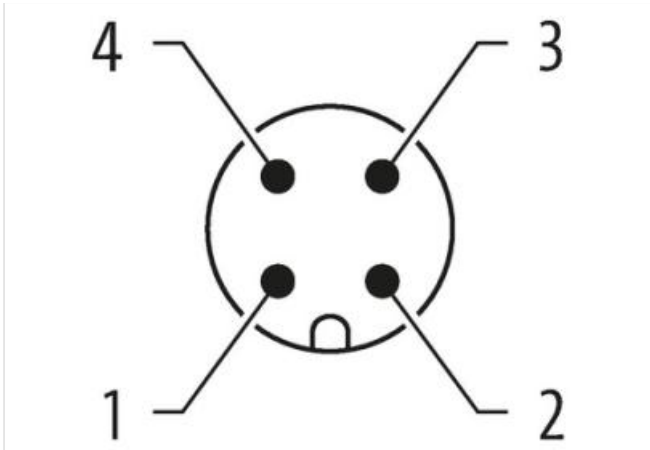
일러스트





1	BN	C 1
2	WH	C 2
3	BU	C 3
4	BK	C 4

1	BN	C 1
2	WH	C 2
3	BU	C 3
4	BK	C 4



실제 제품은 이미지와 다를 수 있습니다.



Cable length	1,5 m
Cable length	1,5 m
Side 1	
Tightening torque	0,6 Nm
Tightening torque	0,6 Nm
Mounting method	inserted, screwed
Mounting method	inserted, screwed
Family construction form	M12
Family construction form	M12
Thread	M12 x 1
Thread	M12 x 1
suitable for corrugated tube (internal Ø)	10 mm
suitable for corrugated tube (internal Ø)	10 mm
Gender	male

Gender	male
Cable outlet	straight
Cable outlet	straight
Coding	A
Coding	A
Material contact	Copper alloy
Material contact	Copper alloy
Material	PUR
Material	PUR
No. of poles	4
No. of poles	4
Width across flats	SW13
Width across flats	SW13
Degree of protection (EN IEC 60529)	IP65, IP66K, IP67
Degree of protection (EN IEC 60529)	IP65, IP66K, IP67

Side 2

Tightening torque	0,4 Nm
Tightening torque	0,4 Nm
Mounting method	inserted, screwed
Mounting method	inserted, screwed
Family construction form	M8
Family construction form	M8
Thread	M8 x 1
Thread	M8 x 1
Gender	female
Gender	female
suitable for corrugated tube (internal Ø)	6,5 mm
suitable for corrugated tube (internal Ø)	6,5 mm
Cable outlet	straight
Cable outlet	straight
Coding	A
Coding	A
Material contact	Copper alloy
Material contact	Copper alloy
Material	PUR
Material	PUR
No. of poles	4
No. of poles	4
Width across flats	SW9
Width across flats	SW9
Degree of protection (EN IEC 60529)	IP65, IP66K, IP67
Degree of protection (EN IEC 60529)	IP65, IP66K, IP67

제품자료

ECLASS-6.0	27279218
ECLASS-6.0	27279218
ECLASS-6.1	27279218
ECLASS-6.1	27279218
ECLASS-7.0	27279218
ECLASS-7.0	27279218
ECLASS-8.0	27279218
ECLASS-8.0	27279218
ECLASS-9.0	27060311
ECLASS-9.0	27060311

ECLASS-10.1	27060311
ECLASS-10.1	27060311
ECLASS-11.1	27060311
ECLASS-11.1	27060311
ECLASS-12.0	27060311
ECLASS-12.0	27060311
ETIM-5.0	EC001855
ETIM-5.0	EC001855
GTIN	4048879899154
세번번호	85444290
포장단위	1

Electrical data | Supply

Operating voltage AC max.	50 V
Operating voltage AC max.	50 V
Operating voltage DC max.	60 V
Operating voltage DC max.	60 V
Operating voltage AC (UL-listed)	30 V
Operating voltage AC (UL-listed)	30 V
Operating voltage DC (UL-listed)	30 V
Operating voltage DC (UL-listed)	30 V
Current operating per contact max.	4 A
Current operating per contact max.	4 A

Diagnostics

Status indication LED	no
Status indication LED	no

Device protection | Electrical

Additional condition protection degree	inserted, screwed
Additional condition protection degree	inserted, screwed
Pollution Degree	3
Pollution Degree	3
Rated surge voltage	1,5 kV
Rated surge voltage	1,5 kV
Material group (IEC 60664-1)	I
Material group (IEC 60664-1)	I

Mechanical data | Material data

Coating locking	Nickeled
Coating locking	Nickeled
Coating of fitting	nickel plated
Coating of fitting	nickel plated
Material gasket	FKM
Material gasket	FKM
Locking material	Zinc die-casting
Locking material	Zinc die-casting
Material screw connection	Zinc die-casting
Material screw connection	Zinc die-casting

Mechanical data | Mounting data

Mounting method	inserted, screwed, Shaking protection
Mounting method	inserted, screwed, Shaking protection

Environmental characteristics | Climatic

Operating temperature min.	-25 °C
Operating temperature min.	-25 °C
Operating temperature max.	85 °C

Operating temperature max.	85 °C
Additional condition temperature range	depending on cable quality
Additional condition temperature range	depending on cable quality

Important installation notes

Note on strain relief	Protect the connectors by suitable measures from mechanical loads, e.g. by the usage of cable ties.
Note on strain relief	Protect the connectors by suitable measures from mechanical loads, e.g. by the usage of cable ties.
Note on bending radius	Attention: Observe the permissible bending radii when laying cables, as the IP protection class can be endangered by excessive bending forces.
Note on bending radius	Attention: Observe the permissible bending radii when laying cables, as the IP protection class can be endangered by excessive bending forces.

Conformity

Product standard	DIN EN 61076-2-101 (M12), DIN EN 61076-2-104 (M8)
Product standard	DIN EN 61076-2-101 (M12), DIN EN 61076-2-104 (M8)

Installation | Cable

wire arrangement	brown, black, blue, white
wire arrangement	brown, black, blue, white
Cable identification	645
Cable identification	645
Cable Type	3
Cable Type	3
Jacket Color	black
Jacket Color	black
Type of Certificate	cURus
Type of Certificate	cURus
Amount stranding	1
Amount stranding	1
Stranding	4 wires twisted
Stranding	4 wires twisted
wire arrangement	brown, black, blue, white
wire arrangement	brown, black, blue, white
Cable weight	33,55 g/m
Cable weight	33,55 g/m
Material jacket	PUR
Material jacket	PUR
Shore hardness jacket	90 ± 5 Shore A
Shore hardness jacket	90 ± 5 Shore A
Freedom from ingredients (jacket)	lead-free, cadmium-free, CFC-free, halogen-free, silicone-free
Freedom from ingredients (jacket)	lead-free, cadmium-free, CFC-free, halogen-free, silicone-free
Outer-diameter (jacket)	5 mm
Outer-diameter (jacket)	5 mm
Tolerance outer diameter (sheath)	± 5 %
Tolerance outer diameter (sheath)	± 5 %
Material wire insulation	PP
Material wire insulation	PP
Amount wires	4
Amount wires	4
Outer diameter insulation	1,35 mm
Outer diameter insulation	1,35 mm
Outer diameter tolerance core insulation	± 5 %
Outer diameter tolerance core insulation	± 5 %
Shore hardness wire insulation	65 ± 5 Shore D
Shore hardness wire insulation	65 ± 5 Shore D
Ingredient freeness wire insulation	lead-free, cadmium-free, CFC-free, halogen-free, silicone-free
Ingredient freeness wire insulation	lead-free, cadmium-free, CFC-free, halogen-free, silicone-free

Amount strands (wire)	32
Amount strands (wire)	32
Diameter of single wires	0,1 mm
Diameter of single wires	0,1 mm
Conductor crosssection (wire)	0,25 mm ²
Conductor crosssection (wire)	0,25 mm ²
Material conductor wire	Stranded copper wire, bare
Material conductor wire	Stranded copper wire, bare
Conductor type (wire)	strand class 6
Conductor type (wire)	strand class 6
Nominal voltage AC max.	600 V
Nominal voltage AC max.	600 V
Current load capacity (standard)	to DIN VDE 0298-4
Current load capacity (standard)	to DIN VDE 0298-4
Current load capacity min. wire	3,6 A
Current load capacity min. wire	3,6 A
Electrical resistance line constant wire	79 Ω/km @ 20 °C
Electrical resistance line constant wire	79 Ω/km @ 20 °C
AC withstand voltage (wire - wire)	6 kV @ 60 s
AC withstand voltage (wire - wire)	6 kV @ 60 s
Power frequency withstand voltage (wire - jacket)	6 kV @ 60 s
Power frequency withstand voltage (wire - jacket)	6 kV @ 60 s
Min. operating temperature (static)	-40 °C
Min. operating temperature (static)	-40 °C
Max. operating temperature (fixed)	90 °C
Max. operating temperature (fixed)	90 °C
Operating temperature min. (dynamic)	-25 °C
Operating temperature min. (dynamic)	-25 °C
Operating temperature max. (dynamic)	90 °C
Operating temperature max. (dynamic)	90 °C
UV resistance	DIN EN ISO 4892-2 A
UV resistance	DIN EN ISO 4892-2 A
Flame resistance	IEC 60332-2-2 UL 1581 § 1100 FT2 UL 1581 § 1090
Flame resistance	IEC 60332-2-2 UL 1581 § 1100 FT2 UL 1581 § 1090
chemical resistance	Good, application-related testing
chemical resistance	Good, application-related testing
Gasoline resistance	Good, application-related testing
Gasoline resistance	Good, application-related testing
Oil resistance	DIN EN 60811-404 Good, application-related testing
Oil resistance	DIN EN 60811-404 Good, application-related testing
Bending radius (fixed)	5 x Outer diameter
Bending radius (fixed)	5 x Outer diameter
Bending radius (dynamic)	10 x Outer diameter
Bending radius (dynamic)	10 x Outer diameter
No. of bending cycles (C-track)	5 Mio. @ 25 °C
No. of bending cycles (C-track)	5 Mio. @ 25 °C
Traversing distance (C-track)	5 m @ 25 °C horizontal
Traversing distance (C-track)	5 m @ 25 °C horizontal
Travel speed (C-track)	3,3 m/s @ 25 °C
Travel speed (C-track)	3,3 m/s @ 25 °C
No. of torsion cycles	2 Mio.
No. of torsion cycles	2 Mio.
Torsion stress	± 180 °/m

Torsion stress	± 180 °/m
Torsion speed	35 cycles/min
Torsion speed	35 cycles/min