

**M12 female 90° Y-cod. with cable shielded**

PUR AWG20/26 shielded bk UL/CSA+drag ch. 3m

Ethernet CAT5

Female 90°

M12, 8-pole

Y-coded

shielded

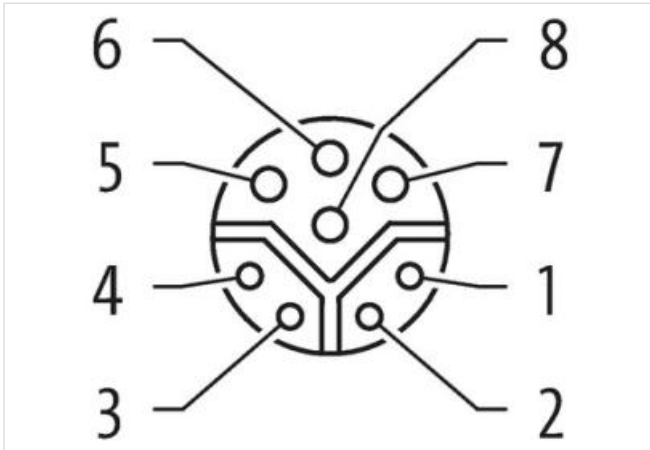
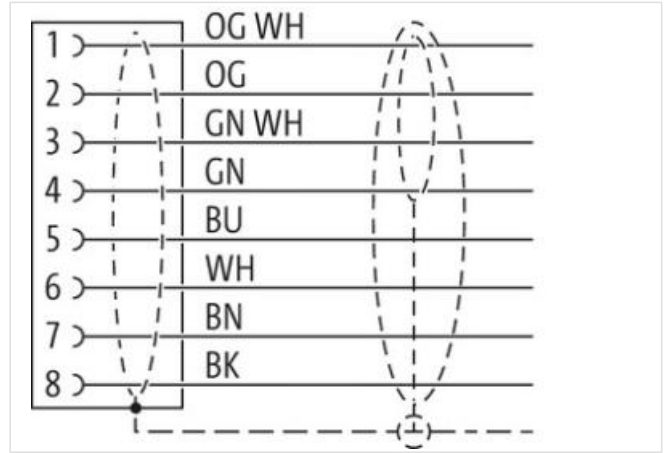

Further cable lengths on request.

Plastic housings with good resistance against chemicals and oils.


The resistance to aggressive media should be individually tested for your application. Further details on request.

**Ürün Linki**

örnekleme



Ürün Image farklı olabilir



Cable length

3 m

Side 1

Tightening torque	0,6 Nm
Mounting method	inserted, screwed
Family construction form	M12
Thread	M12 x 1
Coding	Y
Material	PUR
Width across flats	SW13
Degree of protection (EN IEC 60529)	IP65, IP67

**Ticari bilgiler**

ECLASS-6.0	27061801
ECLASS-6.1	27060307
ECLASS-7.0	27060307
ECLASS-8.0	27060307
ECLASS-9.0	27060307
ECLASS-10.1	27060307
ECLASS-11.1	27060307
ECLASS-12.0	27060307
GTIN	4065909027776
Gümrük tarife no (gtip)	85444290
Paket miktarı	1

**Electrical data | Supply**

Operating voltage AC max.	50 V
Operating voltage DC max.	50 V
Operating voltage DC max. (UL-listed)	30 V
Operating current per data contact max.	0,5 A
Operating current per power contact max.	6 A

**Industrial communication**

Transfer parameters	CAT5, Class D (ISO/IEC 11801:2002), (EN 50173-1)
Data transmission rate max.	100 MBit/s

**Industrial communication | Ethernet functionality**

duplex	Full duplex
--------	-------------

**Installation | Connection**

Mounting set	M12 x 1
--------------	---------

**Device protection | Electrical**

Additional condition protection degree	inserted, screwed
Pollution Degree	3
Rated surge voltage	0,8 kV
Material group (IEC 60664-1)	I

**Mechanical data**

Contour for corrugated hose	without
-----------------------------	---------

**Mechanical data | Material data**

Coating locking	Nickeled
Coating of fitting	nickel plated
Locking material	Zinc die-casting
Material screw connection	Zinc die-casting

**Mechanical data | Mounting data**

Mounting method	inserted, screwed, Shaking protection
-----------------	---------------------------------------

**Environmental characteristics | Climatic**

Operating temperature min.	-25 °C
Operating temperature max.	85 °C

Additional condition temperature range depending on cable quality

#### Important installation notes

Note on strain relief Protect the connectors by suitable measures from mechanical loads, e.g. by the usage of cable ties.

Note on bending radius **Attention:** Observe the permissible bending radii when laying cables, as the IP protection class can be endangered by excessive bending forces.

#### Conformity

Product standard DIN EN 61076-2-101 (M12)

#### Installation | Cable

wire arrangement black, brown, white, blue, (orange-white, green, orange, green-white)

Cable identification 805

Jacket Color black

Type of Certificate cURus

Amount stranding 1

Stranding 4 wires around 1 Filler twisted

Amount stranding (type 2) 1

Stranding (type 2) 4 wires around Stranding combination with Filler twisted

Cable shielding (type) copper braid, tinned

Cable shielding (coverage) 85 %

Pair shielding (type) copper braid, tinned

Banding Fleece, Foil

Filler yes

wire arrangement black, brown, white, blue, (orange-white, green, orange, green-white)

Cable weight 107,8 g/m

Material jacket PUR

Shore hardness jacket 90 ± 5 Shore A

Freedom from ingredients (jacket) lead-free, cadmium-free, CFC-free, halogen-free, silicone-free

Outer-diameter (jacket) 8,1 mm

Tolerance outer diameter (sheath) ± 5 %

Material wire insulation PP

Amount wires 4

Outer diameter insulation 1,5 mm

Outer diameter tolerance core insulation ± 5 %

Shore hardness wire insulation 55 ± 5 Shore D

Ingredient freeness wire insulation lead-free, cadmium-free, CFC-free, halogen-free, silicone-free

Amount strands (wire) 19

Diameter of single wires 20 AWG

Conductor crosssection (wire) 20 AWG

Material conductor wire Stranded copper wire, bare

Material wire insulation (Data) PP

Outer diameter wire insulation (Data) 1,1 mm

Tolerance outer diameter wire insulation (data) ± 5 %

Shore hardness wire insulation (Data) 55 ± 5 Shore D

Ingredient freeness wire insulation (Data) lead-free, cadmium-free, CFC-free, halogen-free, silicone-free

Amount wires (Data) 4

Amount strands wire (Data) 19

Diameter of single wires (Data) 26 AWG

Conductor crosssection wire (Data) 26 AWG

Material conductor wire (Data) Stranded copper wire, bare

Nominal voltage AC max. 60 V

Current load capacity (standard) to DIN VDE 0298-4

Current load capacity min. wire 5,9 A

Current load capacity min. Wire (Data) 2 A

Characteristic impedance 100 Ω ± 15 % @ 1 MHz

Electrical resistance line constant wire	35 Ω/km
Electrical resistance coating wire (Data)	140 Ω/km
AC withstand voltage (wire - wire)	1 kV @ 60 s
Electrical capacity line constant (wire - wire)	52000 pF/km
Power frequency withstand voltage (wire - jacket)	1 kV @ 60 s
AC withstand voltage (wire - shield)	1 kV @ 60 s
Isolation resistance	5000 MΩ
Min. operating temperature (static)	-50 °C
Max. operating temperature (fixed)	80 °C / 90 °C @ 10000 h Operation
Operating temperature min. (dynamic)	-40 °C
Operating temperature max. (dynamic)	80 °C / 90 °C @ 10000 h Operation
Flame resistance	UL 1581 § 1090   UL 1581 § 1100 FT2   IEC 60332-2-2
chemical resistance	Good, application-related testing
Gasoline resistance	Good, application-related testing
Oil resistance	DIN EN 60811-404   Good, application-related testing
Bending radius (installation)	x Outer diameter
Bending radius (fixed)	5 x Outer diameter
Bending radius (dynamic)	10 x Outer diameter
No. of bending cycles (C-track)	5 Mio.
Traversing distance (C-track)	5 m
Travel speed (C-track)	3,3 m/s
No. of torsion cycles	2 Mio.
Torsion stress	± 30 °/m
Torsion speed	35 cycles/min