

M12 female 90° A-cod. with cable LED

PUR 5x0.34 bk UL/CSA 1.5m

Art.No.: 7000-12441-6250150

Weight: 0.088

Country of origin: DE

Model designation: MSDL2-U625_1.5

⚠ NOTICE ⚠**PRODUCT IS DISCONTINUED. PLEASE HAVE A LOOK AT THE ALTERNATIVE PRODUCTS.**

Female 90°

M12, 5-pole

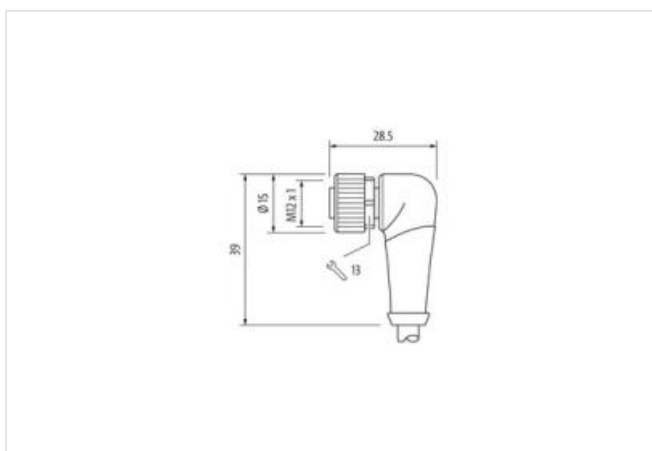
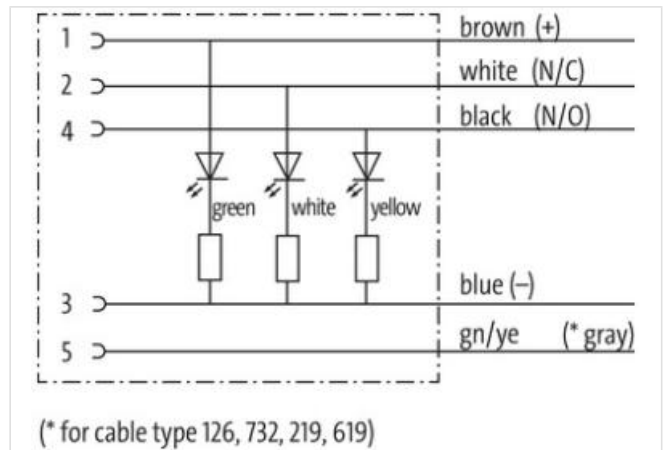

3× LED (PNP)

Art.No. 7005 - M12 Lite - (plastic hexagonal screw) on request

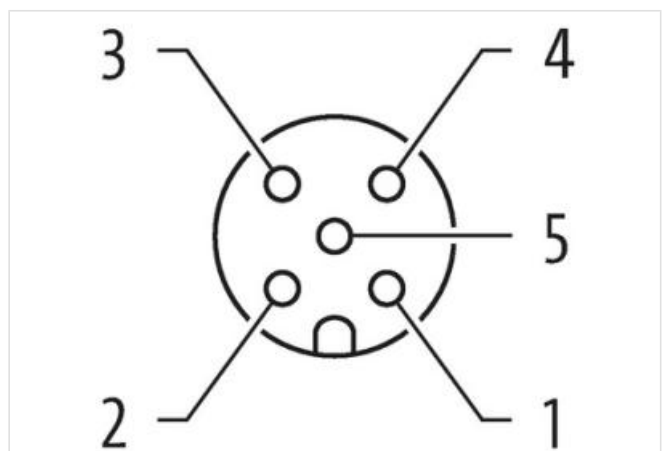
Plastic housings with good resistance against chemicals and oils.

The resistance to aggressive media should be individually tested for your application. Further details on request.

Further cable lengths on request.

[Link to Product](#)**Illustration**

Product may differ from Image





Cable length	1,5 m
--------------	-------

Side 1

Tightening torque	0,6 Nm
Mounting method	inserted, screwed
Family construction form	M12
Thread	M12 x 1
suitable for corrugated tube (internal Ø)	10 mm
Coding	A
Material	PUR
Width across flats	SW13
Degree of protection (EN IEC 60529)	IP65, IP66K, IP67

Commercial data

ECLASS-6.0	27279218
ECLASS-6.1	27279218
ECLASS-7.0	27279218
ECLASS-8.0	27279218
ECLASS-9.0	27060311
ECLASS-10.1	27060311
ECLASS-11.1	27060311
ECLASS-12.0	27060311
ETIM-5.0	EC001855
customs tariff number	85444290
customs tariff number	85444290
EAN	4048879202015
EAN	4048879202015
Packaging unit	1
Packaging unit	1

Electrical data | Supply

Operating voltage DC	24 V
Operating voltage DC min.	18 V
Operating voltage DC max.	30 V
Operating voltage DC max. (UL-listed)	30 V
Current operating per contact max.	4 A

Diagnostics

Status indication LED	green, white, yellow
-----------------------	----------------------

Installation | Connection

Mounting set	M12 x 1
--------------	---------

Device protection | Electrical

Additional condition protection degree	inserted, screwed
Pollution Degree	3
Rated surge voltage	0,8 kV
Material group (IEC 60664-1)	I

Mechanical data | Material data

Coating locking	Nickel
Coating of fitting	nickel plated
Locking material	Zinc die-casting

Material screw connection Zinc die-casting

Mechanical data | Mounting data

Mounting method inserted, screwed, Shaking protection

Environmental characteristics | Climatic

Operating temperature min. -25 °C

Operating temperature max. 85 °C

Additional condition temperature range depending on cable quality

Conformity

Product standard DIN EN 61076-2-101 (M12)

Cable

Cable identification 625

Cable Type 2 (PUR/PVC)

Approval (cable) UL (AWM-Style 20549/1731), CSA; CE conform

Cable weight [g/m] 54,78 g

Material wire Cu wire, bare

Resistor (core) max. 57 Ω/km (20 °C)

Single wire Ø (core) 0.1 mm

Construction (core) 42× 0.1 mm (multi-strand wire class 6)

Diameter (core) 5× 0.34 mm²

AWG similar to AWG 22

Material wire isolation PVC

Material property wire insulation CFC-, cadmium-, silicone- and lead-free

Shore hardness wire isolation 43 ±5 D

Wire-Ø incl. isolation 1.25 mm ±5%

Color/numbering of wires br, bk, bl, wh, gnye longitudinally striped

Stranding combination 5 wires twisted around central filler

Shield no

Material jacket PUR/PVC

Material property (jacket) CFC-, halogen-, cadmium-, silicone- and lead-free, matt, low-adhesion, machine easy to process, abrasion-resistant, hydrolysis and microbial resistant

Shore hardness jacket 80 ±5 A (PVC-under jacket); 85 ±5 A (PUR-jacket)

Outer-Ø (jacket) 5.0 mm ±5%

Color jacket black

chemical resistance good resistance to oil, gasoline and chemicals

Nominal voltage UL 300 V AC

Test voltage 2000 V AC

Current load capacity to DIN VDE 0298-4

Temperature range (fixed) -30...+80 °C

Temperature range (mobile) -5...+80 °C

Bending radius (fixed) 10× outer Ø

Bending radius (dynamic) 15× outer Ø

No. of bending cycles (C-track) max. 2 Mio. (25 °C)

Travel speed (C-track) max. 3.3 m/s

Acceleration (C-track) max. 5 m/s²