

M8 female 0° A-cod. with cable shielded

PVC 4x0.34 shielded bk UL/CSA 5m

Female straight

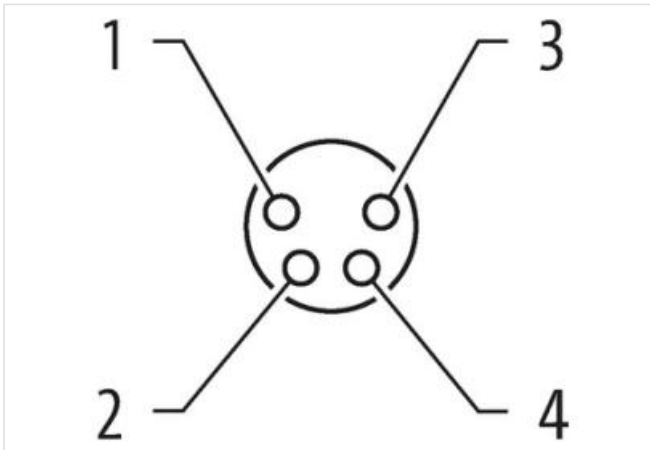
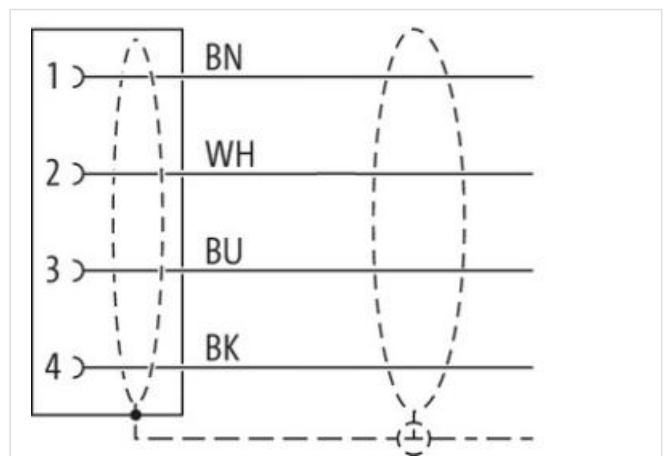
M8, 4-pole

shielded

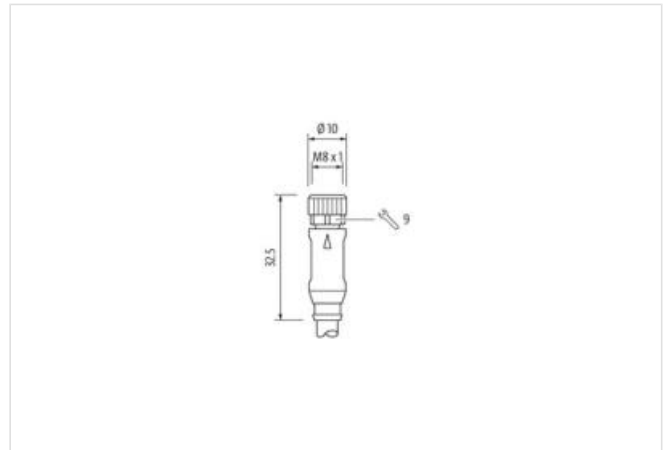
Further cable lengths on request.

Plastic housings with good resistance against chemicals and oils.

The resistance to aggressive media should be individually tested for your application. Further details on request.

[Link to Product](#)**Illustration**

Product may differ from Image



Cable length 5 m

Side 1

Tightening torque 0,4 Nm

| | |
|---|-------------------|
| Mounting method | inserted, screwed |
| Family construction form | M8 |
| Thread | M8 x 1 |
| suitable for corrugated tube (internal Ø) | 8,5 mm |
| Material | PUR |
| Width across flats | SW9 |
| Degree of protection (EN IEC 60529) | IP65, IP66K, IP67 |

取引条件

| | |
|----------------|---------------|
| ECLASS-6.0 | 27279218 |
| ECLASS-6.1 | 27279218 |
| ECLASS-7.0 | 27279218 |
| ECLASS-8.0 | 27279218 |
| ECLASS-9.0 | 27060311 |
| ECLASS-10.1 | 27060311 |
| ECLASS-11.1 | 27060311 |
| ECLASS-12.0 | 27060311 |
| ETIM-5.0 | EC001855 |
| GTIN | 4048879450225 |
| HSコード | 85444290 |
| Packaging unit | 1 |

Electrical data | Supply

| | |
|------------------------------------|------|
| Operating voltage AC max. | 50 V |
| Operating voltage DC max. | 60 V |
| Current operating per contact max. | 4 A |

Installation | Connection

| | |
|--------------|--------|
| Mounting set | M8 x 1 |
|--------------|--------|

Device protection | Electrical

| | |
|--|-------------------|
| Additional condition protection degree | inserted, screwed |
| Pollution Degree | 3 |
| Rated surge voltage | 0,8 kV |
| Material group (IEC 60664-1) | I |

Mechanical data | Material data

| | |
|---------------------------|------------------|
| Coating locking | Nickeled |
| Coating of fitting | nickel plated |
| Locking material | Zinc die-casting |
| Material screw connection | Zinc die-casting |

Mechanical data | Mounting data

| | |
|-----------------|---------------------------------------|
| Mounting method | inserted, screwed, Shaking protection |
|-----------------|---------------------------------------|

Environmental characteristics | Climatic

| | |
|--|----------------------------|
| Operating temperature min. | -25 °C |
| Operating temperature max. | 85 °C |
| Additional condition temperature range | depending on cable quality |

Important installation notes

| | |
|------------------------|---|
| Note on strain relief | Protect the connectors by suitable measures from mechanical loads, e.g. by the usage of cable ties. |
| Note on bending radius | Attention: Observe the permissible bending radii when laying cables, as the IP protection class can be endangered by excessive bending forces. |

Conformity

| | |
|------------------|-------------------------|
| Product standard | DIN EN 61076-2-114 (M8) |
|------------------|-------------------------|

Installation | Cable

| | |
|------------------|--|
| wire arrangement | brown, white, red, blue, pink, gray, yellow, green |
|------------------|--|

| | |
|---|--|
| Cable identification | 179 |
| Jacket Color | green |
| Type of Certificate | cURus |
| Amount stranding | 2 |
| Stranding | 2 wires twisted |
| Amount stranding (type 2) | 1 |
| Stranding (type 2) | 2 Stranded joints with Filler twisted |
| Banding | Fleece |
| Filler | yes |
| wire arrangement | brown, white, red, blue, pink, gray, yellow, green |
| Cable weight | 60,5 g/m |
| Material jacket | PVC |
| Shore hardness jacket | 92 ± 3 Shore A |
| Freedom from ingredients (jacket) | lead-free, cadmium-free, CFC-free |
| Outer-diameter (jacket) | 6,1 mm |
| Tolerance outer diameter (sheath) | ± 5 % |
| Material wire insulation | PP |
| Amount wires | 4 |
| Outer diameter insulation | 1,1 mm |
| Outer diameter tolerance core insulation | ± 5 % |
| Shore hardness wire insulation | 55 ± 5 Shore D |
| Ingredient freeness wire insulation | lead-free, cadmium-free, CFC-free, halogen-free, silicone-free |
| Amount strands (wire) | 7 |
| Diameter of single wires | 24 AWG |
| Conductor crosssection (wire) | 24 AWG |
| Material conductor wire | copper stranded wire, tinned |
| Nominal voltage AC max. | 300 V |
| Current load capacity (standard) | to DIN VDE 0298-4 |
| Current load capacity min. wire | 3,6 A |
| Characteristic impedance | 100 Ω |
| Electrical resistance line constant wire | 87 Ω/km @ 20 °C |
| AC withstand voltage (wire - wire) | 0,5 kV @ 60 s |
| Electric capacitance | 49000 pF/km |
| Power frequency withstand voltage (wire - jacket) | 0,5 kV @ 60 s |
| Min. operating temperature (static) | -40 °C |
| Max. operating temperature (fixed) | 80 °C |
| Operating temperature min. (dynamic) | -5 °C |
| Operating temperature max. (dynamic) | 70 °C |
| Flame resistance | UL 1581 § 1100 FT2 UL 1581 § 1090 IEC 60332-2-2 |
| chemical resistance | Good, application-related testing |
| Gasoline resistance | Good, application-related testing |
| Oil resistance | Good, application-related testing DIN EN 60811-404 |
| Bending radius (installation) | x Outer diameter |
| Bending radius (fixed) | 7 x Outer diameter |
| Bending radius (dynamic) | 12 x Outer diameter |