

**M8 female 0° A-cod. with cable**

PUR 3x0.25 bk UL/CSA+robot+drag ch. 10m

Female straight

Zinc die casting, save-cover coated

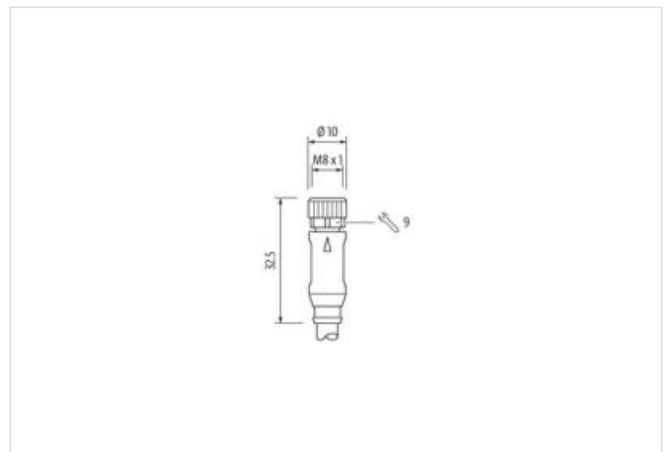
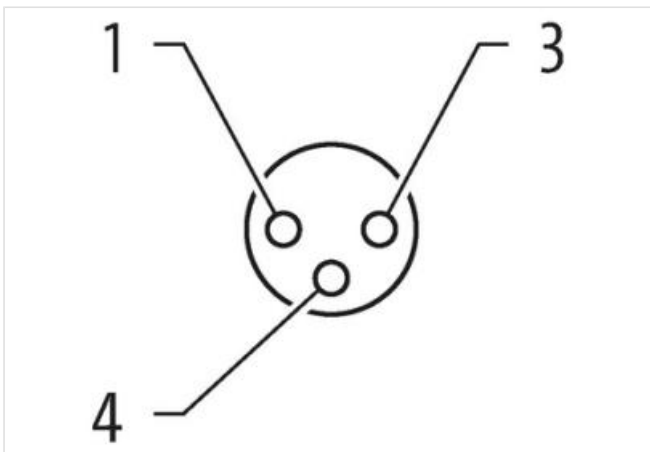

M8, 3-pole

Art-No. 7005 - M8 Lite - (plastic hexagonal screw) on request  
with cable sleeves

Plastic housings with good resistance against chemicals and oils.

The resistance to aggressive media should be individually tested for your application. Further details on request.

Further cable lengths on request.

**Link to Product****Illustration**

Product may differ from Image



Cable length

10 m

**Side 1**

Tightening torque	0,4 Nm
Mounting method	inserted, screwed
Coating contact	gold plated
Family construction form	M8
Thread	M8 x 1
suitable for corrugated tube (internal Ø)	6,5 mm
Cable outlet	straight
Coding	A
Material contact	Copper alloy
Material	PUR
No. of poles	3
Width across flats	SW9
Degree of protection (EN IEC 60529)	IP65, IP66K, IP67

**Side 2**

Stripping length (jacket)	20 mm
Coating contact	gold plated
Family construction form	free cable end

**Commercial data**

ECLASS-6.0	27279218
ECLASS-6.1	27279218
ECLASS-7.0	27279218
ECLASS-8.0	27279218
ECLASS-9.0	27060311
ECLASS-10.1	27060311
ECLASS-11.1	27060311
ECLASS-12.0	27060311
ETIM-5.0	EC001855
customs tariff number	85444290
GTIN	4048879230377
Packaging unit	1

**Electrical data | Supply**

Operating voltage AC max.	50 V
Operating voltage DC max.	60 V
Operating voltage AC (UL-listed)	30 V
Operating voltage DC (UL-listed)	30 V
Current operating per contact max.	4 A

**Diagnostics**

Status indication LED	no
-----------------------	----

**Installation | Connection**

Stripping length (jacket)	20 mm
Mounting set	M8 x 1

**Device protection | Electrical**

Additional condition protection degree	inserted, screwed
Pollution Degree	3
Rated surge voltage	1,5 kV
Material group (IEC 60664-1)	I

**Mechanical data | Material data**

Coating locking	safe-cover coated
Coating of fitting	nickel plated
Material gasket	FKM
Locking material	Zinc die-casting

Material screw connection                      Zinc die-casting

#### Mechanical data | Mounting data

Mounting method                                  inserted, screwed, Shaking protection

#### Environmental characteristics | Climatic

Operating temperature min.                      -25 °C

Operating temperature max.                      85 °C

Additional condition temperature range        depending on cable quality

#### Important installation notes

Note on strain relief                                Protect the connectors by suitable measures from mechanical loads, e.g. by the usage of cable ties.

Note on bending radius                            **Attention:** Observe the permissible bending radii when laying cables, as the IP protection class can be endangered by excessive bending forces.

#### Conformity

Product standard                                  DIN EN 61076-2-104 (M8)

#### Installation | Cable

wire arrangement                                brown, black, blue

Cable identification                                650

Cable Type    5

Jacket Color                                        black

Type of Certificate                                cURus

Amount stranding                                 1

Stranding    3 wires twisted

wire arrangement                                brown, black, blue

Cable weight                                      26,4 g/m

Material jacket                                    PUR

Shore hardness jacket                            58 ± 3 Shore D

Freedom from ingredients (jacket)            lead-free, cadmium-free, CFC-free, halogen-free, silicone-free

Outer-diameter (jacket)                        4,3 mm

Tolerance outer diameter (sheath)           ± 5 %

Material wire insulation                        PP

Amount wires                                     3

Outer diameter insulation                      1,25 mm

Outer diameter tolerance core insulation    ± 5 %

Shore hardness wire insulation                74 ± 3 Shore D

Ingredient freeness wire insulation        lead-free, cadmium-free, CFC-free, halogen-free, silicone-free

Amount strands (wire)                         32

Diameter of single wires                      0,1 mm

Conductor crosssection (wire)                0,25 mm<sup>2</sup>

Material conductor wire                        Stranded copper wire, bare

Conductor type (wire)                         strand class 6

Nominal voltage AC max.                      300 V

Current load capacity (standard)            to DIN VDE 0298-4

Current load capacity min. wire               4,5 A

Electrical resistance line constant wire    79 Ω/km @ 20 °C

AC withstand voltage (wire - wire)        2,5 kV @ 60 s

Power frequency withstand voltage (wire - jacket)    2,5 kV @ 60 s

Min. operating temperature (static)        -40 °C

Max. operating temperature (fixed)        80 °C / 90 °C @ 10000 h Operation

Operating temperature min. (dynamic)      -25 °C

Operating temperature max. (dynamic)      80 °C / 90 °C @ 10000 h Operation

UV resistance                                    DIN EN ISO 4892-2 A

Flame resistance                                IEC 60332-2-2 | UL 1581 § 1100 FT2 | UL 1581 § 1090

chemical resistance	Good, application-related testing
Gasoline resistance	Good, application-related testing
Oil resistance	DIN EN 60811-404   Good, application-related testing
Bending radius (fixed)	5 x Outer diameter
Bending radius (dynamic)	10 x Outer diameter
No. of bending cycles (C-track)	10 Mio. @ 25 °C
Traversing distance (C-track)	5 m @ 25 °C   horizontal
Travel speed (C-track)	3,3 m/s @ 25 °C
No. of torsion cycles	1 Mio.
Torsion stress	± 360 °/m
Torsion speed	35 cycles/min